

Optional lens 6.0mm / 8.0mm for SUV-Cam

Instruction manual

Please read this instruction manual carefully before using this product and keep it for future reference.

Important safeguards

Please make sure to follow all instructions when you use the lens.

This "Important safeguards" is provided to ensure proper operation of the product and will prevent you or others from personal injury or loss. Please read carefully and keep the manual in a safe place for future reference. Review the following symbols so that you understand them before reading the rest of the manual.



Warning

Ignoring this warning and operating the system incorrectly subjects the user to possible risk of serious injury or death.



Caution

Ignoring this warning and operating the system incorrectly subjects the user to possible risk of injury or loss.

● Explanation of the Symbols Used



Name : Caution
Explanation : The user must follow or be exposed to danger. Nearby text and illustrations give further details.



Name : Prohibition
Explanation : The user must avoid these actions or be exposed to danger. Nearby text and illustrations give further details.



Name : Must follow
Explanation : The user must follow the instructions. Nearby text and illustrations give further details.

ELMO CO., LTD.

ELMO are trademarks and/or registered trademarks of ELMO Co., Ltd.

Warning



Keep the lens out of Children's reach.
The lens could choke or injure a Baby/child if swallowed.



Do not look at the sun through the lens.
It may cause blindness.



Do not leave the lens under direct sunlight or reflected sunlight.
It may cause the lens to gather rays of light leading to fire.

Caution



Do not rub the lens with excessive force or apply pressure to the lens.
It may damage the lens.



Do not attach and remove the lens in a dusty place or by the water.
It may damage the camera due to intrusion of dust or water into inside camera.



Clean the surface of lens gently with a soft close when it gets dirty.
Otherwise it may damage the surface of lens.



Do not turn the lens with excessive force when attaching it to the camera.
It may damage the lens or camera depending on the position of lens.



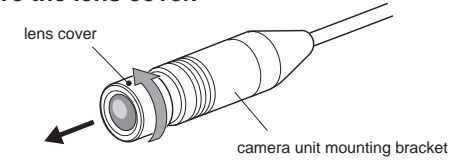
Do not wash the lens itself.
It may damage the camera due to remaining sweat inside the camera.

Optical specification	Optional lens 6.0mm	Optional lens 8.0mm	Supplied lens 3.8mm
Focal length	6.0mm	8.0mm	3.8mm
Horizontal angle of view	34.0°	25.5°	53.4°
Vertical angle of view	25.4°	18.9°	40.0°
Shooting range	0.5m - ∞	0.5m - ∞	0.5m - ∞
Weight	Approx. 5.0g	Approx. 5.7g	Approx. 6.1g
Dimensions			
Attachable model	SUV-Cam		

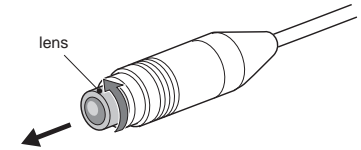
※ Wide conversion lens for the SUV-Cam can not be used together with an optional lens (6.0mm/8.0mm).

How to use

1. Remove the lens cover.

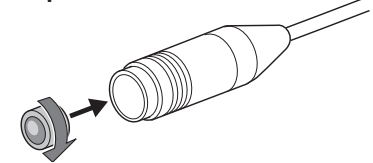


2. Remove the lens.

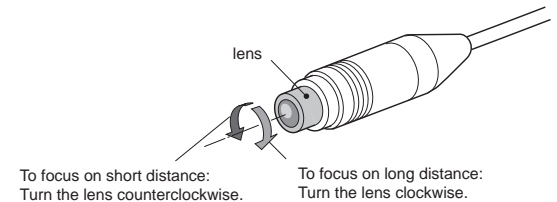


Caution Do not remove the attached spring on the lens as it is required for fixing the lens.

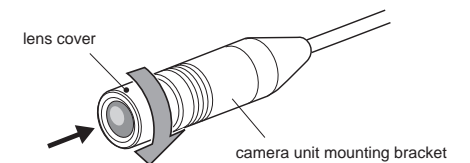
3. Attach the optional lens to the camera.



4. Adjust focus.



5. Attach the lens cover to the camera.



Caution In order to avoid water damage, be sure to check that the screw thread and O-ring are dust free and that there are no cracks or nicks in the O-ring before attaching the lens cover.